

CODIX 552 with totaliser



Now available with serial interface and set-up software EzControl!

Your benefit

- Programmable input characteristic curve with up to 24 control points
- Integration function (totaliser) or limit values reset keys
- Display-Hold or reset input for the integration function (totaliser)
- Very big keys for use with gloves
- very bright display

Input range

- 0 ... 20 mA, 4 ... 20 mA; 0 ... 10 V
- 2 ... 10 V; ± 10 V

More advantages

- Auxiliary power supply output for measuring transducer/sensor
- optional serial interface

Technical data

Miscellaneous Data

Display	5 digit red LED 14.2 mm high
Display range	-19999 ... 99999, with leading zeros suppression
Out of Range Indication	Under-range uuuuu / Over-range ooooo
Data storage	EEPROM, 1 Million storage cycles or 10 Years
Test voltages	EN 61010 Part 1 ; overvoltage category 2, level 2
EMC	Interference emissions EN 50081-2 / EN 55011 Class B

Interference resistance	EN 61000-6-2
-------------------------	--------------

AC power supply	90 ... 260 V AC/max. 6 VA external fuse 100 mA/T
-----------------	---

DC power supply	10 ... 30 V DC, max. 2 W, galvanically isolated with inverse polarity protection external fuse 250 mA/T
-----------------	--

Mains Hum Filter	digital filter 50 Hz or 60 Hz, programmable
------------------	---

Measurement ranges

Current input (DC)	Ranges 0 ... 20 mA, 4 ... 20 mA
Resolution	2 μ A
Voltage drop	max. 2 V bei 20 mA
Max. current	50 mA
Voltage input(DC)	Ranges 0 ... 10 V, 2 ... 10 V, ± 10 V
Resolution	1 mV
Input resistance	> 2 M Ω
Max. voltage	± 30 V

Measuring speed	approx. 2 measurements/s
-----------------	--------------------------

Linearity	< 0,1% ± 1 Digit for the whole measuring range at an ambient temperature of 20°C
-----------	--

Zero calibration	automatic
------------------	-----------

Temperature drift	100 ppm/K
-------------------	-----------

Weight	approx. 220 g
--------	---------------

Protection	IP 65 (front)
------------	---------------

Ambient temperature	-20 ... +65 °C
---------------------	----------------

Storage temperature	-40 ... +85 °C
---------------------	----------------

Digital inputs

Input MPI*	Function of the inputs depending on set up
------------	--

1. Function Display-Hold to stop the instantaneous value

2. Function Reset-Totalizer Resetting the Totalizer

Auxiliary power supply output for measuring transducer/sensor

AC models	voltage output 10 V DC $\pm 2\%$, 30 mA and voltage output 24 V DC $\pm 15\%$, 50 mA
-----------	---

DC models	only voltage output 10 V DC $\pm 2\%$, 30 mA
-----------	---

Interface

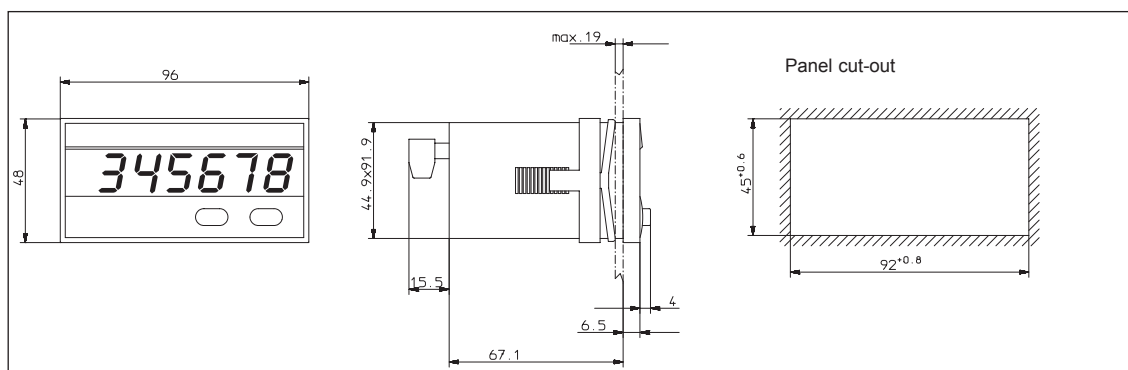
Available options	RS232, RS485, RS422
-------------------	---------------------

Baud rate	600, 1200, 2400, 4800, 9600, 19 200 programmable
-----------	--

Address	00 ... 99 programmable
---------	------------------------

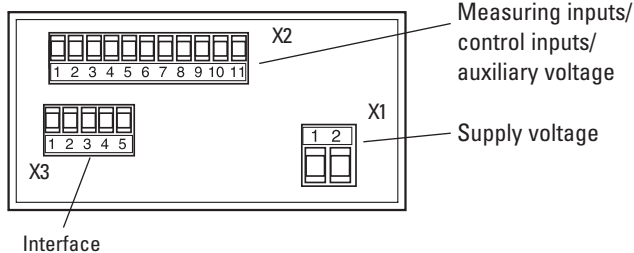
*MPI: Multi Purpose Input

Dimensions:

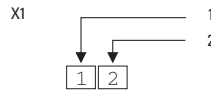


Connections:

Rear side view

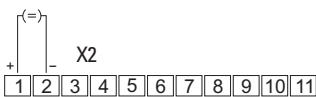


Power supply



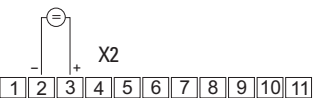
	DC version	AC version
1	10 ... 30 V DC	90 ... 260 V AC (N~)
2	GND4 (0 V DC)	90 ... 260 V AC (L~)

Current measurement



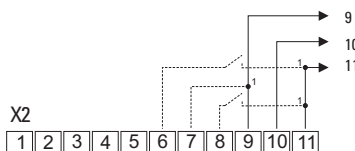
1	Current input (I) 0 ... 20 mA / 4 ... 20 mA
2	GND1 (Analog)

Voltage measurement



2	GND1 (Analog)
3	Voltage input (U) 0 ... 10 V, 2 ... 10 V, -10 ... +10 V

Control inputs and auxiliary voltage (U_{out})



1 Alternatively connect directly to DC supply (galvanic separation of control and measurement inputs)

9	GND3 (for U _{out})
10	U _{out} +10 V/30 mA
11	U _{out} +24 V/50 mA at 90 ... 260 V AC
8	MP-Input Display-Hold/Reset Totaliser
7	GND2 (MPI)

Interface

X3 1 2 3 4 5

	RS232	RS485	RS422
1	GND	-	-
2	RxD	DO+/RI+	RI+
3	TxD	DO-/RI-	RI-
4	-	-	DO+
5	-	-	DO-

Serial interface

- For data transmission and documentation
- Connection for programmable logic controllers
- Programming via PC

Delivery includes:

- Process display
 - Screw terminal, 2-pole, RM 5.08
 - Screw terminal, 11-pole, RM 3.81
 - Screw terminal, 5-pole, RM 3.81(*)
 - Clamping bracket
 - Gasket
 - Multilingual operating instructions
 - 1 set of self-adhesive symbols
- * only with the interface option

Order code:

6.552.012.X0X

